

ZOO CHALLENGE



We're going to the zoo! Are you coming too?

It's time to stalk and squawk, flap and fly as we explore the wonderful world of the zoo. From the cold arctic ice to the depths of the tropical jungles, what will you see? Perfect for zoo trips or fun in the meeting place, the 'Zoo Challenge' is packed with 40+ activities to get you walking on the wild side!

Proceeds from this badge go towards helping Scouts and Guides from across the UK take part in lots of adventures via The Pawprint Trust. Thank you for your support!

Suggested challenges for different age groups:



- 5-7 Years : Complete 1 challenge from each of the 4 sections.
- 7-11 Years : Complete 1 challenge from each of the 4 sections + 1 more of your choice.
- 11-14 Years : Complete 1 challenge from each of the 4 sections + 2 more of your choice.
- 14-18 Years : Complete 1 challenge from each of the 4 sections + 3 more of your choice.
- 18+ Years : Award yourself a badge for assisting young people in achieving their challenges.

For even more programme ideas check out our 'Zoo' board over on
www.Pinterest.com/PawprintBadges

Once completed head to the website to get your paws on your badges!




www.PawprintBadges.co.uk

CRAFT

-  Create your own animal puppet to tell an animal story.
-  Design and/or make an enrichment toy for an animal/pet.










What?

In the zoo, keepers create all kinds of wonderful enrichments for animals to help develop their natural instincts. This could range from hiding food to building climbing frames and puzzle boxes.

-  Write your own poem about an animal after reading the famous poem 'The Tyger' by William Blake or similar.
-  Find out about the meanings of different animals in family crests then have a go at designing/creating your own.
-  Make your own animal sculpture.



Did You Know?

The four lions at the base of Nelson's Column in Trafalgar Square, London were designed by Sir Edwin Lanseer and added in 1867. All sit in the same position, but are - to the surprise of many - not identical.

-  Create your own paper plate spiral snakes.
-  The collective noun for a group of elephants is 'parade'. Make your own elephant masks and parade in them.
-  Giraffe's tongues are blue to prevent sunburn, mix up your own natural sun cream.
-  Design a poster to raise awareness of an endangered animal.
-  Create a postcard/photo album showing your day at the zoo.
-  Get messy and paint your own animal using your hands. From chimp-hand-zees to p-hand-as!
-  Knot your own paracord 'snake' bracelet.
-  Paint faces and turn people into animals!
-  Design your own zoo.







FOOD

-  Flamingos get their colour from the food they eat. Find out what they eat and see if you can cook something up with them.
-  The average camel can drink 200 litres of water in 3 minutes. Find out how much water you should be drinking and record your daily intake for a week. Did you do better or worse than you thought?





Did You Know?

Camels don't actually store water in their humps, they store fat. They use their fat reserves when food is scarce but they can go for long periods without water.

-  Make your own curly hot dog snakes, wrapping bread dough around a hot dog on a skewer then cooking over a fire. Use olives for eyes!
-  Giraffes can eat up to 34 kilos of leaves per day, make a leafy green soup of your own.
-  Giraffes are one of the largest (in size) pollinators. Find out which foods rely on pollination.
-  Create your own hot dog/food concession stand and attend an event to raise money for your unit/charity.




For Leaders...

Don't forget to check out the latest Health & Safety guidance for running a pop-up food stand and ensure your working areas meet the standards.

-  Palm oil is impacting the habitats of many animals, making some like Orangutans endangered. Find out which foods contain palm oil and try shopping sustainably. Can you find suitable alternatives?
-  Make some edible animals with foods of your choice. Why not try your hand at fruit and veg carving?
-  Bake a marble 'tiger'/'zebra' cake.
Find out what food your favourite animal eats.
-  Reduce your waste and limit the amount of pre-packaged foods you buy. Can you find local places to 'bring your own' tubs/containers?





GAMES

-  Play a game of pairs, can you match the animal footprint to the correct animal?
-  Lions are characterised for bravery, strength and leadership, demonstrate these skills by organising and leading a game of choice.
-  Play a game of 'My Zoo Trip'.

For Leaders...

Based on the 'Giant's House' game. In teams, young people should use only their bodies to create a freeze frame of an enclosure at the zoo.

For each round the leader should call, "When I went to the zoo, I saw..." the sentence should then be completed with an animal of choice. Young people then have 3-5 minutes to create their enclosure, complete with habitat. Leaders judge each group and award one point for the best team.






-  Giraffe legs measure 1.8 metres which is the same length as their necks. Starting with this height, have a game of limbo.
-  Play the fishing game but be careful not to catch yourself a turtle.

How?

Cut a variety of fish shapes and a smaller number of turtle shapes from coloured paper. Attach a metal paper clip to each. Create your rods attaching a magnet to string and tying it to the end of a stick. Use your rod to catch the fish but be careful not to snag yourself a turtle.




For Leaders

Why not talk about sustainable fishing and where our food comes from.

-  Have a competition to see who can stand like a flamingo the longest.
-  A group of giraffes is called a 'tower'. Compete in groups to build the tallest tower you can from materials of your choice.
-  Snakes have no eyelids so don't blink, hold a staring competition.
-  Have a giraffe water hole relay. Without using your hands, transfer water from one bucket to another using plastic cups.
-  Play a game of sleeping lions.





OTHER

-  Read 'The Tiger Who Came To Tea' and host your own tea party.
-  Many yoga poses are named after animals...have a go!
-  The 12 signs of the zodiac are animals, find out what their characteristics are and which year you were born in.









For Leaders...

Why not use some of the activities from our 'Chinese New Year' packs for some zodiac inspiration. You could even complete a few more activities and earn two badges!

-  Find out the collective nouns for different groups of animals and also what their babies are called.
-  Have a go at dying a Chrysanthemum by leaving a white flower in water mixed with food colouring.

Why?

Flamingos are brightly coloured because of the food that they eat. This easy experiment shows you how that happens.

-  Discover where different animals come from and pin them on a map.
-  Can't get to the zoo? Bring the zoo to you and invite someone to bring along some interesting exotic animals or some cool creepy crawlies!
-  Flamingo comes from the Spanish word 'Flamenco' meaning fire, because of their colour. Flamenco is also a style of dance, have a go!
-  The collective noun for owls is a 'parliament'. Take part in/hold a debate about zoos, do you think they're a good or a bad thing?
-  Raise funds and adopt an animal at your local zoo.
-  Visit or sleepover at the zoo.
-  Watch an animal/zoo themed film.
-  We love to see what you get up to...tag us on social media using @PawprintBadges and #AdventureForAll.

