



**W I L D A N D
W O N D E R F U L
W E A T H E R**



Spring First Half Term Wild and Wonderful Weather

PERSONAL SOCIAL AND DEVELOPMENTAL

We will be learning about

- I can adapt my behaviour to a range of situations
- I can follow class expectations and values
- I know what good listening looks like
- Put on my coat, jumper and costumes independently
- Trying new activities
- Play with children who are playing the same activity
- Develop friendships
- To listen to the ideas of other children and agree on a solution and compromise
- Develop a positive relationship with all staff in Glover
- I can use play money in the shop to purchase items
- I know how to dress for different types of weather

Vocabulary: Ready

Respectful


Make Amends

Safe

Resolve


Reflect

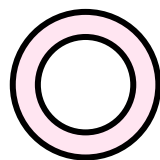
Key Texts:
Best Friends or not?
The Not So perfect penguin
Lost and Found



How will we teach this?

Partner/group work
Continuous Provision
Adult directed activities
Outdoor play
Kea School Rules





COMMUNICATION AND LANGUAGE

Children to talk about:

- Winter weather
- Understand how to be a good listener
- Listen to stories and retell them
- Join in with repeated phrases and actions
- Following instructions
- To begin to understand how and why questions.
- To respond to instructions with more than one step.
- To answer questions in front of the whole class.
- To use new vocabulary throughout the day



Makaton signs: Good morning, Good afternoon, play, share, Mum.

Vocabulary:

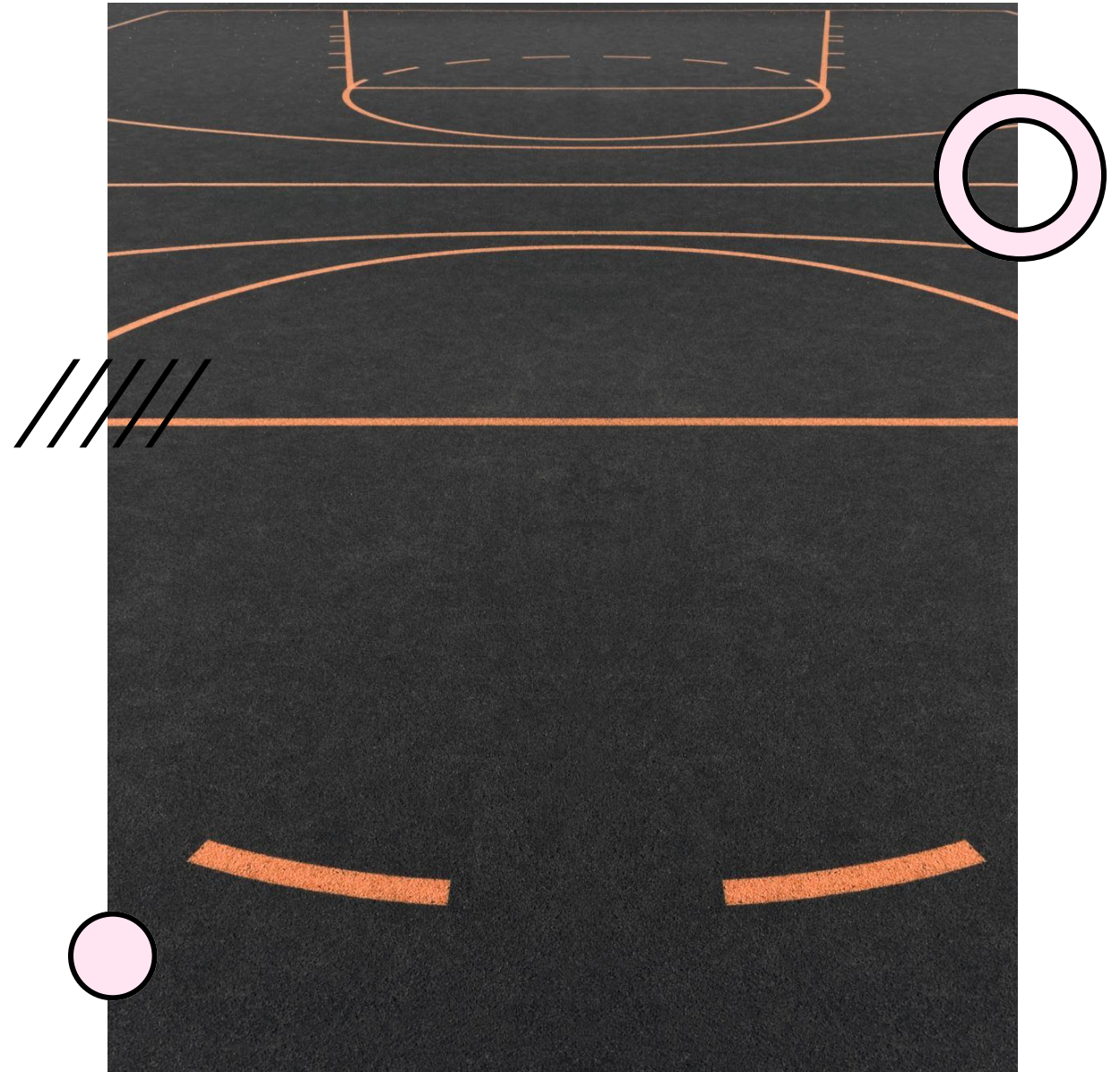
Frosty	Misty
Adore	Emperor
Communicate	Rescue

PHYSICAL DEVELOPMENT

We will be learning to.

- Develop fine motor control and hand-eye-co-ordination
- Show a preference for a dominant hand
- Develop muscle tone to put pencil pressure on paper
- Correct letter formation
- Develop strength, co-ordination and positional awareness
- Develop core strength, stability, balance and spatial awareness.
- Move, stop and be still
- Moving in different ways
- Following instructions to keep safe
- Using tools to cut food and make marks
- Cutting /threading/ manipulating
- Self - help skills washing hands/ hanging my coat up/putting on wellies

Vocabulary: Pincer grip Pinch and flick
space Freeze balance
team



READING

We will learn phonics to blend and read words through Read Write Inc, Talk Through Stories, Book Club and topic specific texts:

- Listen to stories
- Follow a story map
- Use pictures to tell a story
- Use new vocabulary
- To link set 1 sounds to letters
- Practise segmenting and blending sounds to read cvc words

Vocabulary: gobble slink grasp ignore
leaking chomp fearsome destroy Embrace
splatter nibble Silent
astonished miniature swallow



Key Texts:
Penguin
Lost and Found
The Emperors Egg
Not Now Bernard
One Snowy Night



W R I T I N G

- Use my dominant hand
- Build my muscles for writing
- Practise using a tripod grip
- Make different marks
- Give meaning to the marks I make
- Use rhyme to write letters
- Write my name
- Begin to match spoken word to written word
- Label
- Write cvc words

Vocabulary: Fred Fingers Tripod grip
Finger space full stop
spelling Sounds



M A T H E M A T I C S

White Rose Units: Mass and Capacity, Growing 6,7,8,
Length Height, Time.

- Find 6, 7, 8,
- Subitise 6,7,8,
- Represent 6-8
- Compare 6-8
- Composition of 6,7,8
- Doubles
- Odd and Even
- Explore length and compare
- Explore height and compare
- Talk about time
- Order and sequence time

Vocabulary:

length	subitise	represent	
height	less	wide	short
sequence	longest	time	shortest
	order		altogether

Key Texts-

- Five Little Friends
- Pete the Cat and his Four Groovy Buttons
- Kipper's Birthday
- The Very Hungry Caterpillar
- Stella to Earth!
- Bear in a Square
- Square
- Shapes, Shapes, Shapes
- Night Monkey, Day Monkey
- The Fox in the Dark
- Zero is the Leaves on the Tree
- None the Number
- I Spy Numbers
- The Ugly Five
- Five Small Stars
- Room on the Broom
- Who Sank the Boat
- Balancing Act
- A Beach for Albert

UNDERSTANDING THE WORLD

We will be learning

- To know about and recognise the signs of winter
- To name different weather types
- To know that weather symbols
- Know the North pole is at the top of the world and the South pole is at the bottom
- Arctic and Antarctica
- Name and talk about cold climate animals
- To talk about Inuit people
- To know some important processes and changes in the natural world including states of matter (freezing/melting)
- To know the 5 senses.
- To know some animals that migrate.

Vocabulary: North Pole freezing Inuit melt
 South Pole climate
frozen icy Arctic Emperor Penguin
 Antarctica iceberg weather



EXPRESSIVE ART AND DESIGN

We will be learning to:

- To know which primary colours to mix to make certain secondary colours.
- To learn warm and cool colours
- To create a cold landscape painting
- To use clay to create an animal from a cold climate
- To make a kite to investigate the wind
- To explore different techniques for joining materials (Glue Stick, PVA, Masking Tape, Tape)
- Role play real life experiences - going to a café
- Be imaginative and expressive using small world play

Vocabulary:

	Cold colours	shades
clay	Mold	landscape
shape	Role-play	silhouette





Our class book be this half term will be 'The Emperor Penguin.



We will be using our wonderful school grounds to explore the elements



Children will be able to talk about themselves



We will be making Ice Pannels and icebergs



We will be learning the weather songs



Our science investigation - States of matter – Freezing and melting

