



M A R V E L L O U S
M I N I B E A S T S




PERSONAL SOCIAL AND DEVELOPMENT


- Treat living things with care and concern
- Treat others how you wish to be treated
- Be aware of the wider world
- Treat our school environment with care
- Playground behaviour
- Be a kind and caring friend
- Be independent with wellies and puddle suits.
- Playground behaviour

Vocabulary: treat Living thing
 environment
caring behaviour concern

Key Texts:
My best friend Bob
Perfectly Norman
I want a friend



How will we teach this?
Partner/group work
Outdoor play
Reinforce Kea School Rules
Friendship Bench


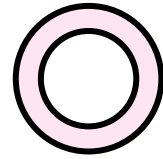


COMMUNICATION AND LANGUAGE

Children to talk about:

- Listen to stories and respond to what they hear. Retelling, enacting.
- Look at and engage with non-fiction books about life cycles.
- Use new vocab from stories/learning about minibeasts
- Identify rhyme and discuss
- Learn minibeast themed songs

Vocabulary: Lifecycle minibeast
predator habitat
environment



PHYSICAL DEVELOPMENT

We will be learning about movement.

- Fine motor, cutting, sticking, writing and drawing control.
- Moving to music minibeast themed
- Team games
- Using bikes and scooters developing coordination
- Outdoor apparatus

Vocabulary:

Team

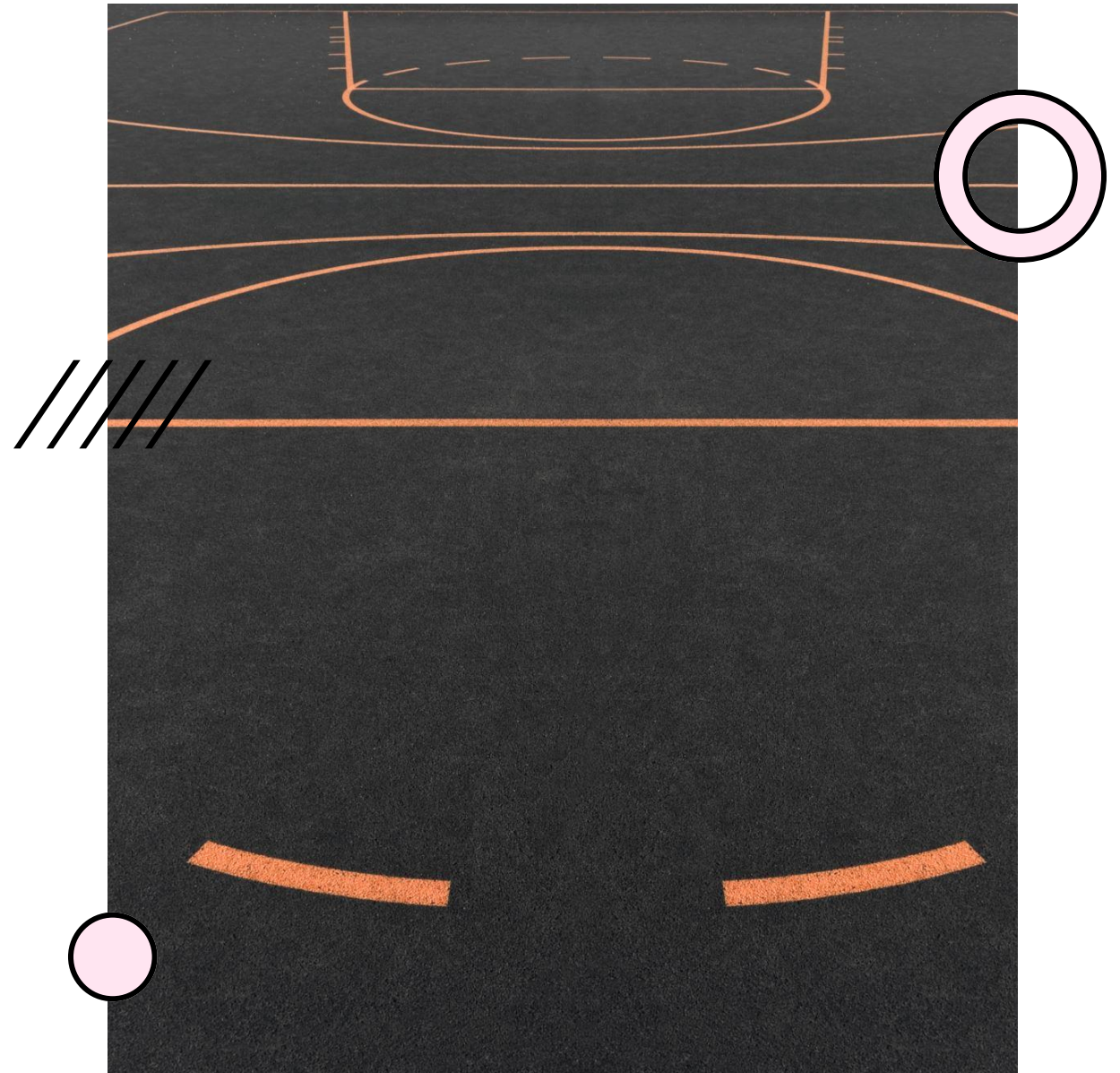
Warm-up

Cool down

Balance

Control

Timing



READING

We will continue to cover reading skills through Read Write Inc, Talk Through Stories, Book Club and topic specific texts. We will celebrate world book day.

- Vocabulary
- Phonics
- Decodable texts
- Predict
- Explain
- Retrieve
- Summarise

Vocabulary: Phonics Characters
Fred Talk Green Words
Red Words Fred In Your Head

Key Texts:

The Hungry Caterpillar

Caterpillar Shoes

Snail Trail

Twist and Hop Minibeast Bop

Mad about minibeasts


What the Ladybird Heard

Norman the Slug with the

Silly Shell

Minibeasts

Superworm



WRITING

- Opportunities for writing:
- Daily sentence writing/letter formation practice
- Label minibeasts
- Write about minibeasts
- Writing related to our key stories
- Drawing Club
- Writing structure Beginning/Middle/End
- Rhyming sentences
- Create a minibeast book

Vocabulary: Fred Fingers Capital letter
Finger spaces Hold a sentence
Full stop Sounds



M A T H E M A T I C S


White Rose Units:

- To 20 and beyond
- Build numbers beyond 10
- Continue patterns beyond 10
- Verbal counting beyond 20
- Verbal patterns beyond 20

- How many now?
- Adding
- Subtracting

- Manipulate compose and decompose
- 2-D and 3-D Shapes



Vocabulary: Take away subtract
 pattern beyond addition
 part whole equals total



UNDERSTANDING THE WORLD

- We will be learning about minibeasts
- Observe and discuss the features of minibeasts
- Learn about the life cycle of a caterpillar, snail and ladybird
- Learn about minibeast habitats
- Create a bug hotel
- Treat minibeasts with care and concern
- Learn about the features of summer

Vocabulary: metamorphism summer
antennae nymph pupa
Larva Life Cycle chrysalis



EXPRESSIVE ART AND DESIGN


We will be learning to:

- To explore different techniques for joining materials. (Glue Stick, PVA, Tape)
- observational drawings
- Use clay to create a minibeast
- To share creations and talk about the process.
- To use natural objects to make a minibeast
- To make props and costumes for different role play scenarios- The Science Lab
- Learn new songs and use instrumental accompaniment.

Vocabulary:

Sculptor	Creation
Design	Artist
Create	Sculpture
	Process





Our class book for this half term will be “.



We will be learning Spring Themed songs



Use our school environment to look for minibeasts



Children will be able to talk about the features of minibeasts



We will be making clay minibeasts



Our science investigation will be for the children to observe minibeasts

