

Home Learning Plan

Week beginning: Monday 13th July

Class: 4

Literacy

Reading

Start your day by reading on your own for 10 minutes.

Handwriting

This week we are revising 2A sentences. These sentences have two adjectives before the first noun and also two adjectives before the second noun. The adjectives provide more information about the nouns and are fantastic at helping us to produce more descriptive writing.

M

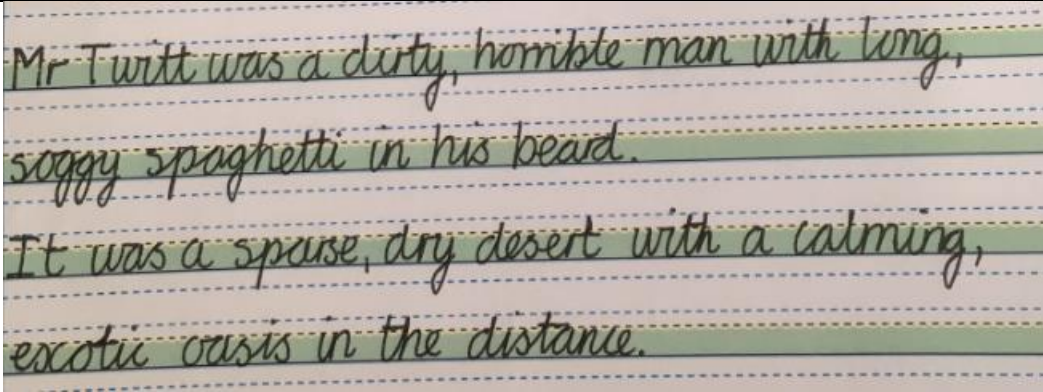
The big, brown horse was waiting in crowded, dusty attic.
The cold, icy snow crunched under Lucy's wet, tired feet.

Tu

The kind, caring children had given the man some delicious, hot soup.
Lucy saw a small, bright light shimmering amongst the white, snow-covered trees.

W


Hagrid carefully shut the solid, wooden door and looked round his cosy, magical hut.
Steve and Alex collected eight pieces of hard, grey cobblestone so they could build a large, impressive furnace.

	Th			
	F	Write 2 of your own sentences.		
Spelling		<p>For the rest of this term our focus is on revising some of the spelling patterns which you have covered throughout Year 4.</p> <ol style="list-style-type: none"> 1. Look, say, cover, write, check all the words. 2. Choose 4 words and write a sentence for each one. 3. Spelling Fame (spelling tiles and practice/test before the game of the day!) 		
	M	Suffix -ous	dangerous famous enormous humorous glamorous courageous curious hideous courteous	Spelling Frame Year 3 & 4 Spelling Rule number 11 https://spellingframe.co.uk/spelling-rule/16/11-The-suffix-ous-1-of-2
	Tu	Suffix -ous	mountainous obvious outrageous poisonous serious spontaneous tremendous various vigorous	Spelling Frame Spelling Rule number 12 https://spellingframe.co.uk/spelling-rule/60/12-The-suffix-ous-2-of-2
	W	Suffix -ation	information adoration sensation preparation admiration fixation inflammation elevation restoration	Spelling Frame Spelling Rule number 7 https://spellingframe.co.uk/spelling-rule/12/7-The-suffix-ation

	Th	Words ending tion, –sion, –ssion, –cian	completion expression discussion confession admission expansion extension comprehension electrician	Spelling Frame Spelling Rule number 13 https://spellingframe.co.uk/spelling-rule/17/13-Endings-which-sound-like--spelt%E2%80%93tion%E2%80%93sion%E2%80%93ssion%E2%80%93cian-(1-of-2)
	F	Words ending tion, –sion, –ssion, –cian	hesitation injection invention magician mathematician musician permission politician tension	Spelling Frame Spelling Rule number 14 https://spellingframe.co.uk/spelling-rule/61/14-Endings-which-sound-like--spelt%E2%80%93tion%E2%80%93sion%E2%80%93ssion%E2%80%93cian-(2-of-2)

Literacy task	M	<p>This week, we are going to look at writing diary. You may have kept a diary yourself in the past. This week, we are learning the writing skills needed by looking at a book by Anne Fine – <i>Diary of a Killer Cat</i></p> <p>You may find the resources in the Diary Writer’s Toolkit useful.</p> <p><u>I understand how to write a diary entry</u></p> <h2 style="text-align: center;">Writing a Diary Entry</h2> <p>When you write a diary entry you are writing about a day in the life of a real person or character. The diary entry needs to sound as if the person or character has written it so it needs to be written from their point of view. It also needs to be exciting and interesting to read. To get this right, just follow a few easy steps...</p>
----------------------	----------	---

Diary Writing Must...



include the date and/or time

- The date or time can be written at the top of the page like this...

21st January 1915

Dear Diary,

Two days ago, something dreadful happened. The conditions crossing the Weddell Sea were difficult and 'Endurance' became stuck in a large sheet of

- or it can be included in the first few sentences of a diary entry

Diary Writing Must... be written in the first person.

- This means including pronouns such as '**I**', '**my**', '**we**' and '**our**'.
- These words are special because they tell us the diary is being written **by** someone and they are talking about **themselves**.

Diary Writing Must... use past tense for the main events.

- Diaries are usually written about an event that has already occurred so should be written in the **past tense**.

Diary Writing Must... include an introduction to set the scene.

- It is important to set the scene when writing a diary to ensure that it is clear what you are writing about.
- You might answer the questions who, what, where or when.

Diary Writing Must... tell events in chronological order.

- In a diary we usually write about the events of our day in the order they happened.
- We only include the most important or interesting events.

Diary Writing Must... include personal emotions and feelings.

- A diary is usually a secret place to write the truth about how you feel about what has happened to you in the day.
- In a diary you might include feelings, hopes or fears that you wouldn't want anyone to know about.

Diary Writing Must... use time conjunctions and adverbials, e.g. 'after that', 'before lunch', 'until sunset'.

- A diary is usually describing lots of events. To make sense of when these events happened, it is helpful to include time conjunctions and adverbials.
- If we just use one word such as 'then' to link the events in our diary it can get very boring!

- 1) Read the extract below from the diary of a different sort of cat. Can you identify the features mentioned above?

Dear Diary,

Mon 31st October

Yesterday started as usual but **changed** very suddenly. **As soon as** I **entered** the kitchen, I **knew** something was wrong.


My **witch** was nowhere to be seen. My food **was** not in the bowl and the door **was** wide open. I **began** to **feel anxious** as I **noticed** the broom and wand **were** missing...

- 2) We are basing this week's writing on "[Diary of a Killer Cat](#)" by Anne Fine. To listen to the story, click on the link below and watch the video up to up to 1:51. This is Tuffy's diary for Monday. What has happened?

		Your task is to write Ellie's diary for Monday. How does she feel about what has happened? See if you can include this in your writing.
	Tu	<p>1) Listen to a bit more of the story. Watch the video up to 3:32. This is Tuffy's diary for Tuesday. What has happened?</p> <p>Your task today is to write Dad's diary for Tuesday. Remember to think about his feelings, does he like Tuffy? He might write this in his diary.</p>
	W	<p>1) Listen to a bit more of the story. Watch the video up to 5:23. This is Tuffy's diary for Wednesday. What has happened?</p> <p>Your task today is to write Mum's diary for Tuesday. What does Mum think?</p>
	Th	<p>1) Listen to a bit more of the story. Watch the video up to 8:07. This is Tuffy's diary for Thursday. What has happened?</p> <p>Today your task is a little different. What do you think the family's plan is? You are going to write Tuffy's diary for Friday – what happens and what does Tuffy think about it.</p>
	F	<p>1) Listen to the rest of the story – you may not want to do this all in one go. To hear the final chapter, you will need a new link What do you think of the ending, did you enjoy the story? It's one of my favourites!</p> <p>Write a book review for "Diary of a Killer Cat" by Anne Fine. You can use one of the sheets provided, or create your own format.</p>

Maths		
Muscle Maths	Do one of your muscle maths cards.	
Tables	Play Bunny Battlefront to test yourself on your times tables and then go in to battle! Good luck! <div data-bbox="544 360 1214 663" data-label="Image"> </div> https://www.ictgames.com/mobilePage/bunny/index.html	
Maths Task		https://whiterosemaths.com/homelearning/year-4/ or https://www.bbc.co.uk/bitesize/tags/z63tt39/year-4-and-p5-lessons <ul style="list-style-type: none"> ✓ watch the video and do the activity ✓ <u>you can</u> do the pages in PowerMaths to practice some more ✓ <u>you might</u> do the Extra Challenge
	M	Lines of symmetry
	Tu	Complete a symmetric figure
	W	Describe position
	Th	Draw on a grid
	F	My Maths: coordinates 1
Extra Challenges to try	Do today's Problem of the Day from White Rose: https://whiterosemaths.com/resources/classroom-resources/problems/ Choose a Maths at Home Challenge from NRich: https://nrich.maths.org/14559 Do today's Maths Master Question	

JULY MATHS MASTERS

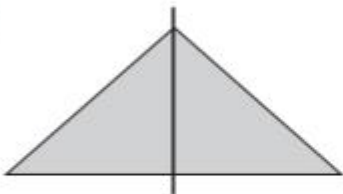
Monday	Tuesday	Wednesday	Thursday	Friday	Saturday	Sunday
Have fun doing a Maths question a day!		1 One quarter of a number is 15, what was the original number?	2 How many faces does a triangular prism have? Can you accurately draw one?	3 What is 12,376 rounded to the nearest 10? Nearest 100?	4 $49 + 46 = 815$. Is this right? Why?	5 What is half of 90? How does this help find half of 900?
6 What are the factors of 36?	7 Is 3×12 the same as 6×6 ? How do you know?	8 What is today's date in Roman Numerals?	9 What is $2.7 + 1.1$? How did you work it out?	10 What is double 42? So what is double 4200?	11 What do you call an 7-sided shape? Can you draw one?	12 How many ways can you make £1.13?
13 How many months have 31 days? Which months are there?	14 Write these numbers in words: 11,542 1,761	15 List all the multiples of 7 between 30 and 70.	16 How many lines of symmetry does a regular octagon have?	17 What's bigger: $120 - 45$ or $110 - 45$? How do you know?	18 If I have £10 and I spent £5.43 and then £1.78, how much change do I have?	19 What is three quarters of 60? Can you draw it to help?
20 Describe how to find the missing number in this calculation: $\square \times 7 = 770$	21 What is the area of a rectangle that measures 3m by 7m?	22 What's longer – 34m or 340cm? How do you know?	23 What numbers can you make with the digits 5, 4, 1, 8?	24 What number is missing in the sequence? How do you know? 30, 60, __, 120.	25 Put these numbers in descending order: 789, 978, 987, 798, 879.	26 What time does this clock say? 
27 What is $41 + 64$? What other sums can you write which give the same answer?	28 What is the total of 67, 34, 19, 70?	29 If s divided by 3 is 12, what is the value of s? How do you know?	30 Calculate 5×12 . Write other calculations which give the same product	31 TRICKY QUESTION: How many minutes from 9:15am to 3:15pm?	Challenge yourself to talk to the people at home and show off what you know!	

Power Maths Answers

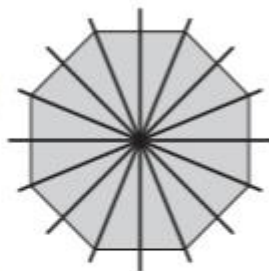
Lesson 7: Lines of symmetry inside a shape

→ pages 111–113

1. a)



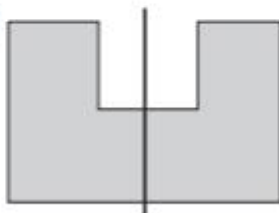
c)



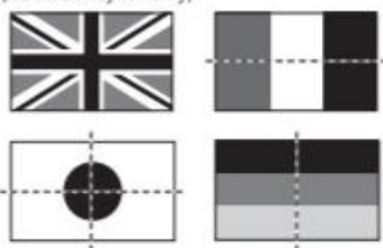
b)



d)



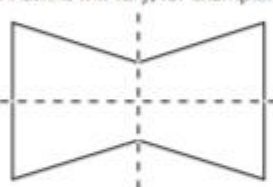
2. (No line of symmetry)



3. Shapes drawn into table:

	Regular	Irregular
4 or more lines of symmetry	Square Regular hexagon Regular octagon	
Fewer than 4 lines of symmetry	Equilateral triangle	Parallelogram Rectangle

4. Answers will vary; for example:



5. Answers will vary; for example:

- Isosceles trapezium
- Rhombus
- Equilateral triangle

Reflect

Answers may vary but should include that there are infinite lines of symmetry; for example:

If you fold a circle along any line which goes through its centre, the 2 halves match exactly. There are an infinite number of such lines so a circle has infinite lines of symmetry.

Lesson 8: Lines of symmetry outside a shape

→ pages 114–116

- Table completed to show:
 - Symmetric
 - Not symmetric
 - Symmetric
- 2 lines of symmetry drawn: horizontal and vertical lines through centre of pattern
- 4 lines of symmetry drawn: horizontal, vertical and diagonal lines of symmetry through the centre of pattern

4. 'S' shapes in top left corner of the pattern are the wrong way around.

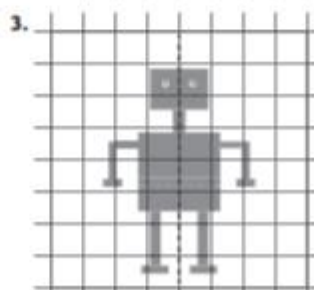
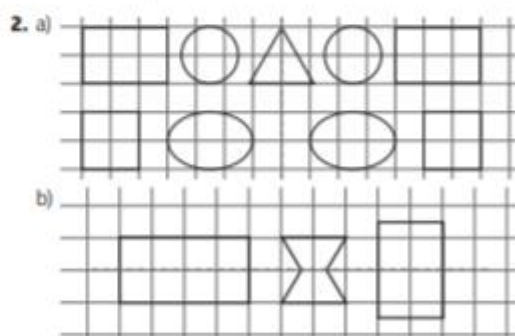
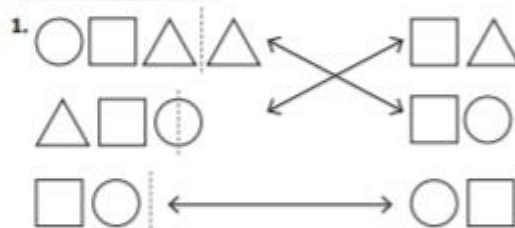


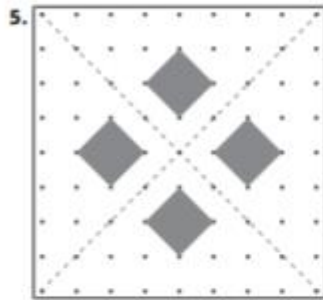
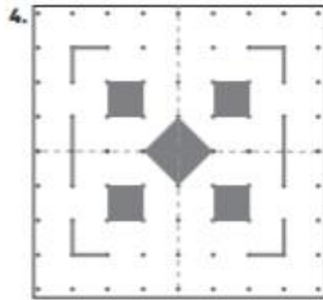
Reflect

Answers will vary; check that patterns are symmetrical.

Lesson 9: Completing a symmetric figure

→ pages 117–119





6. Answers will be a kite (or arrow-head); for example:



7. Answers will vary. Check children's pattern is symmetrical in both diagonal lines of symmetry.

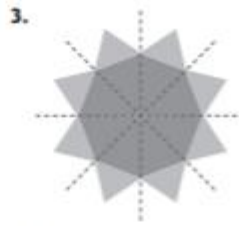
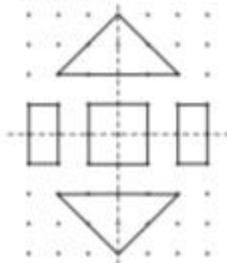
Reflect

Answers will vary; ensure that pattern has 2 lines of symmetry.

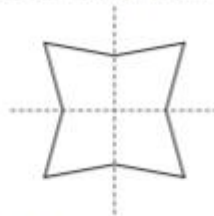
Lesson 10: Completing a symmetric shape

→ pages 120–122

- Check shapes are completed accurately to form:
 - Rectangle
 - Hexagon
 - Octagon
 - Triangle (isosceles)
- 2 triangles (isosceles), 1 square and 2 (non-square) rectangles.



4. Answers will vary; for example:



5. No; it is correct that you cannot have a shape with exactly 2 lines of symmetry and an odd number of sides. Look for children drawing different shapes with an odd number of sides and finding the lines of symmetry.

Reflect

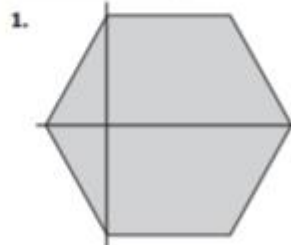
Answers will vary; for example:

When completing a symmetric shape, it is important to use a mirror to check the shape; count the number of sides on one side of the line.

End of unit check

→ pages 123–125

My journal



2. The angles of a triangle add up to 180° . An obtuse angle is more than 90° . If 2 of the angles in the triangle were obtuse then they would make more than $90^\circ + 90^\circ = 180$, which is not possible. Any diagrams should show this.

Power puzzle

Answers will vary. Look for children using the minimum number of folds to make the shapes.