

# How do I fill in the planning sheet?

Now I know the key features, how do I fill in the planning sheet?


Use either the comprehension text from Monday or the PowerPoint from Tuesday. Use these as your texts to get your information from. Everything you need to know is here.

## Captain James Cook

James Cook was born in Marton-in-Cleveland, England on 27<sup>th</sup> October 1728. His father was a farm worker. At the age of 18, he became a merchant sailor. He soon changed to the navy and began a successful career.

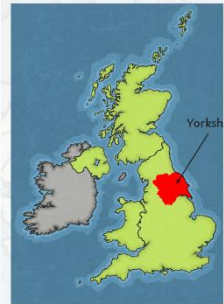
### First Voyage

In 1770, Cook became the commander of a voyage to the Pacific. Cook's ship was called the Endeavour. His first job was to sail to Tahiti and observe the planet Venus pass in front of the Sun. He was also given an envelope with secret instructions. The instructions told him to find New Holland (Australia). Also on board were astronomer Charles Green and botanist Joseph Banks. After Tahiti, Cook first visited New Zealand then New Holland.




### Cook Arrives in Australia

He first stopped at Botany Bay, where he studied the animals, plants and local people. He then sailed up the coast. Unfortunately, while he was travelling near the Great Barrier Reef, his ship was damaged by the coral reef. Once his ship was repaired, he sailed to Cape York. At Cape York, he claimed New Holland to be part of the British Empire.



Yorkshire



Captain James Cook was born on 27<sup>th</sup> October, 1728. He was born in a small village called Marton, West Yorkshire.

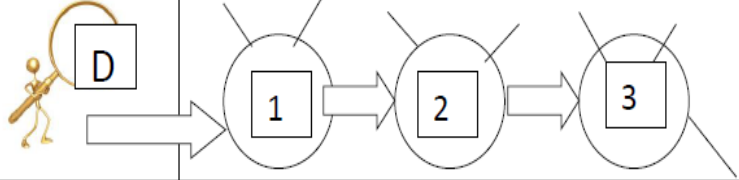

His father was a farmer and he grew up on the farm. However, he was very interested in the sea and travelling on the seas.

✗ Don't copy huge sentences and paragraphs from them

✓ Do write short phrases and facts & figures

e.g

Captain James Cook was **born on 27<sup>th</sup> October, 1728**. He was born in a small **village called Marton, West Yorkshire**. His **father was a farmer** and he grew up on the farm. However, he was **very interested in the sea and travelling on the seas**. When he was **17**, he moved to the coast in **Whitby, North Yorkshire**. Here he got a **job as a coal merchant**, working on the ships **transporting coal** from the **River Tyne** to the **River Thames**.

Non-chronological	QT?		
Parts	Title, sometimes as a question  Fact boxes	Definition Or what is a...?	Needs to have a conclusion or Wow Ending

Take as much information from the original pieces as you need but do not write everything- you could even record your planning using bullet points. Try to split it into sections so it can help you to write your piece. You might want to plan under particular headings: early life/ education/ family life/ first voyage/ second voyage/ death/ facts & figures.

Now you try! Continue with the PowerPoint/comprehension text, extract the key information then put it into the planning sheet as briefly as you can whilst still understanding it. You should be able to follow your plan.

Thursday's video lesson will teach you how to take this plan and use it to write your non-chronological report using your own sentences and phrasing.