


Home Learning-Afternoon Activities

Spring Term 1 2021

Important celebration days

Week	Celebration Day	Activity
1 11.1.21	January 5 th - February 22 nd RSPB's Big Schools' Birdwatch	<p>Look at the 'Week 1 Big Birdwatch PowerPoint'.</p> <p>Possible activities:</p> <div style="border: 1px solid #ccc; padding: 5px; margin: 5px 0;"> Count the different types of birds you see in one place in an hour, and record your results in a table. </div> <p>Use the 'Week 1 Garden Birds Sighting Checklist to help you'</p> <div style="text-align: center; margin: 10px 0;"> <p>Have a go at drawing birds. Look really closely, using binoculars, to observe their colouring, feathers and shape.</p>  </div> <div style="background-color: #4a4a8a; color: white; padding: 10px; margin-top: 10px;"> Design your own poster warning people about the dangers humans can pose to birds: </div>
2 18.1.21	January 17 th	Possible Activities:

World Religion Day

[Click here to see short animated films about different religions around the world.](#)

[If you want to compare 2 religions, click here to watch these BBC Bitesize clips to help you.](#)

Record your findings on the Comparing World Religions Activity Sheets


Comparing World Religions
Sikhism and Christianity

Special Book	Place of Worship	Place of Worship	Special Book
General Beliefs			General Beliefs
	Important Figure	Important Figure	

Useful words:

Bible	Guru Nanak	God	Gurdwara
church	the five Ks	communion	Jesus
prayer	worship	Guru Granth Sahib	

Judaism Mindfulness Colouring



Design a 'Happy World Religion Day' card

Happy World
Religion Day!

National Handwriting Day

Have a go at these fun challenges!

Me and My Name

Gross Motor Challenge Cards



Me and My Name Gross Motor

How many giant footsteps outside does it take to step all the letters in your name?



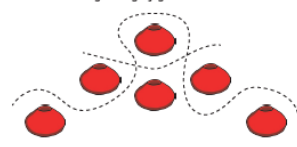
Me and My Name Gross Motor

Say each letter of your name as you pass a ball to a friend.



Me and My Name Gross Motor

Make an assault course in the shape of the capital letter at the beginning of your name.



Me and My Name Gross Motor

Put hoops on the ground in the shape of the letters in your name. Jump in and out of them.



Me and My Name Gross Motor

Write your name really big with chalk on the playground.




Me and My Name Gross Motor

Work with some friends to make your name, by moving your bodies into the letter shapes.



Me and My Name Gross Motor

Choose some materials and create your name with them.




Me and My Name – Handwriting Day Skills Practice



Pencil Control Lower Case Letters

I can form lower case letters correctly and confidently.

Trace over the dotted lines.



Using the PowerPoint 'Lesson 2' Create an acrostic poem about your name in your best handwriting!

<p>4 1.2.21</p>	<p>January 30th – February 6</p> <p>National Storytelling Week</p>	 <p>National Storytelling Week Lesson Ideas</p> <div> <div> <p>Daily Storytelling Session</p> <p>Create a special time each day to tell stories. Retell favourite stories (without the text if you're feeling brave!) or use our storytelling cards to invent new stories with the children. There are lots of storytelling cards here.</p> <p>Create a den within the classroom (using blankets, big cushions etc) for the children to sit in and tell each other stories. To help the children invent their own stories, the den could contain storytelling prompt cards, props etc. Include large sheets of paper for any children that would like to draw the story map of their story.</p> <p>Use our story packs to introduce a story to the children and to give them the opportunity to retell it during the week. We have lots of amazing story packs here.</p> </div> <div> <p>Storytelling Games</p> <p>The teacher/adult begins the story, giving the children as much of the beginning of the story as they feel is needed. The story is then continued by the children. Children can play in pairs or small groups.</p> <p>For example: the teacher may begin: <i>Once upon a time, in a deep dark wood, there lived an old witch. She lived in a ramshackle little cottage with her cat named socks. One day, the witch and socks decided to take a walk through the wood to look for herbs for their spells. As they strolled through the gloominess, they heard...</i> at this point the children take over the telling of the story.</p> <p>If the children are unfamiliar with this kind of game, play as a whole class asking the children to think of the next part of the story with their talking partner.</p> </div> </div> <div> <p>Drama</p> <p>Act out a familiar story, recreate the entire story or create a freeze-frame and take a picture of a moment in time in your chosen story. Make the tea that the characters are eating, make your house look like the characters house, film or photograph your scene. There are small world packs and masks on Twinkl to help you with this, check out our small world packs here.</p> </div> <div> <p>Design and Technology</p> <p>Design and make puppets to use when retelling the class story. There are lots of puppet templates for lots of popular stories here.</p>  </div> <div> <p>Journey Sticks</p> <p>Journey sticks have been used for many years by different people to tell the stories of their journey. Encourage the children to create a story stick to retell their weekend or evening. Each child would need a stick and a length of wool or twine. The children tie their wool to one end of the stick and collect small objects/reminders from their journey tying them to the stick with the wool. The children can then use their journey stick to retell the story of their weekend or evening when they return to school.</p> </div>
<p>5 8.2.21</p>	<p>February 9th</p> <p>Safer Internet Day</p>	<p>Read the Powerpoint 'Buddy the Dog's Internet Safety Story', then create a poster about how we can all stay safe on the internet.</p>