

Coming into and leaving school

Y6 Pupils (Bubbles 5 and 6)

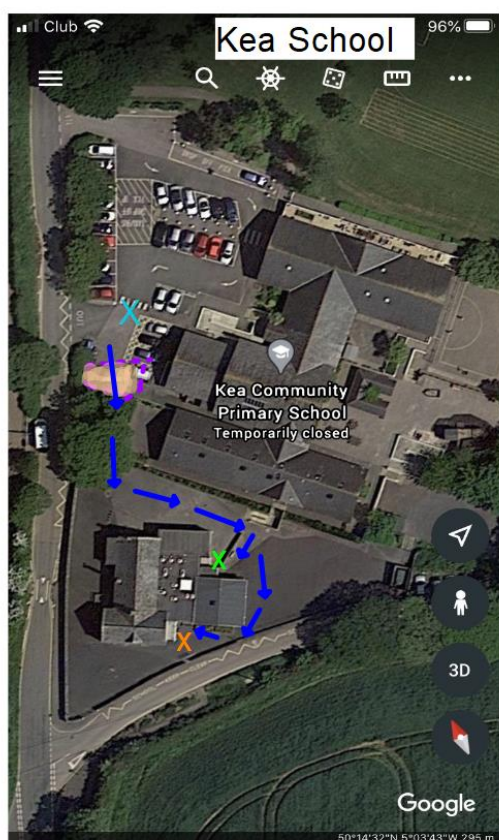
Parents are asked to drop their children in the carpark close to the disabled parking bay.






Pupils are to walk along the path through the green gate straight onto the Victorian playground.

Pupils in Bubble 6 need to walk straight to the front door of the Victorian building where they will be met by Mr Miles. Pupils in Bubble 5 need to walk round to the door at the back of the building where they will be met by Mrs Green. Children need to go straight into their classroom and not play outside.

As it will not be possible for you to have a quick chat with your child's teacher on the playground, if you need to share any information with them, please send an e-mail to the school office and we will make sure it is passed on as soon as possible.

At the end of the day, an adult will bring each group of children down to the carpark to wait in the 'holding bay' (area by the bins which is cordoned off). Parents are asked to drive round the carpark in the normal way, and your child will be supervised getting in the car by the crossing nearest the carpark exit.



-  walking route for Y6 pupils from the carpark
-  main entrance to Victorian building entrance for bubble 6 (Mr Miles)
-  back entrance to Victorian building entrance for bubble 5 (Mrs Green)
-  exit from school, by disabled parking bays pick up point for parents of Y6 pupils
-  disabled bays by recycling bins waiting point for Y6 pupils at end of day