











Home Learning Weekly Overview		
Week beginning: Monday 22 <sup>nd</sup> February 2021 to Friday 26 <sup>th</sup> February 2021		Class: 5
<p><b>Assignments:</b> Please send a photo or electronic copy</p> <p>Monday's Writing Task- To write a news break</p> <p>Wednesday's Writing Task - To create a wanted poster</p> <p>Wednesday's Math Task or anything tricky from this week's work</p>		
Literacy		
Reading	Start your day by reading on your own for 20 minutes.	
	This week our focus is the letter 'y'	
Handwriting	M	
	Tu	
	W	<p>Add 'ally' to the end of these words. Join carefully to your 'y'.</p> <p>What words have you created?</p> <p style="text-align: center;">tot_____ drastic_____</p> <p style="text-align: center;">nation_____ historic_____</p>

	Th	<div><div>_____stery</div><div>_____sterious</div><div>_____stical</div><div>_____stical</div><div>_____self</div><div>_____thical</div><div>my</div></div>
	F	<p>Now write the following words:</p> <p>accompany   category   physical   rhyme   sincerely   yacht   variety</p>
Spelling		<p>Our spelling focus this week is: 'ost' and 'oll' words</p>
	M	<p>Look, Cover, Write</p> <div><div>post</div><div>roll</div><div>host</div><div>toll</div><div>most</div><div>stroll</div><div>almost</div><div>scroll</div><div></div><div>swollen</div></div>
	Tu	<div><div><div>A</div><div>Look at these picture clues. Write the <b>ost</b> or <b>oll</b> words in your book.</div></div><div><div></div><div></div><div></div></div><div><div>1 _____</div><div>2 _____</div><div>3 _____</div></div><div><div></div><div></div><div></div></div><div><div>4 _____</div><div>5 _____</div><div>6 _____</div></div></div>
	W	<div><div><div>B</div><div>1 Write two words that rhyme with <b>cost</b>. The first letters will give you a clue.</div></div><div><div>l _____</div><div>fr _____</div></div><div><div>2 Write three words that rhyme with <b>most</b>.</div><div>3 Write four words that rhyme with <b>stroll</b>.</div></div></div>

	<b>Th</b>	<p>The letter patterns <b>oll</b>, <b>oal</b> and <b>ole</b> usually make the same sound. Look at the clues and the first letters of these words. Each word needs one of the letter patterns. Write the answers in your book.</p> <p>1 f _____ a young horse 2 r _____ small type of bread 3 h _____ space left when something is removed 4 c _____ black lumps of rock that burn 5 st _____ a gentle walk 6 st _____ what the thief did 7 p _____ often has a flag on top 8 sh _____ large group of fish</p> 
	<b>F</b>	<p>Say these words quietly to yourself: also almost ball tall</p> <p>Notice that when the <b>al</b> pattern comes at the beginning of a word it is usually spelt with one <b>l</b>, but when it comes at the end of a word it is often spelt with two.</p> <p><b>A</b> Add <b>all</b> or <b>al</b> to make these words. If you are unsure of any, check them in a dictionary.</p> <p>1 ____so      2 ____ready      3 sm____      4 ____though 5 ____together      6 ____ways      7 st____      8 ____mighty</p> 
<b>Literacy task</b>		Dragons!
	<b>M</b>	Activity- To write a news break- 'Dragon spotted in the area!'
	<b>Tu</b>	Activity- To create a story map
	<b>W</b>	Activity- Wanted Poster - 'Have you seen this dragon?'
	<b>Th</b>	Activity- Newspaper Report- Dragon Watch
	<b>F</b>	Activity- Newspaper Report- Dragon Watch

Maths		
<b>Muscle Maths</b>		Do one of your muscle maths cards.
<b>Tables</b>		<p>Choose from one of these options to practice your tables each day:</p> <ul style="list-style-type: none"> <li>o <a href="https://www.topmarks.co.uk/maths-games/daily10">https://www.topmarks.co.uk/maths-games/daily10</a></li> <li>o <a href="https://urbrainy.com/mtc">https://urbrainy.com/mtc</a></li> <li>o <a href="https://www.timestables.co.uk/multiplication-tables-check/">https://www.timestables.co.uk/multiplication-tables-check/</a></li> </ul>
<b>Maths Task</b>		<p>✓ watch the video and do the activity</p> <p>✓ <u>you might</u> do the Challenge to practice reasoning and problem solving the same concept in greater depth.</p>
		White Rose Lessons
	<b>M</b>	Multiply 2-Digits by 1-Digit teaching video - worksheet- optional challenge worksheet

	<b>Tu</b>	Multiply 3-Digits by 1-Digit teaching video - worksheet- optional challenge worksheet
	<b>W</b>	Multiply 4-Digits by 1-Digit teaching video - worksheet- optional challenge worksheet
	<b>Th</b>	Multiply 2-Digits Area Model teaching video - worksheet- optional challenge worksheet
	<b>F</b>	Multiply 2-Digits Area Model - worksheet- optional challenge worksheet