

Spring Challenge



“Hi I’m Rik Bear, original travelling companion of 2nd Moss Edge Rangers and Guiding’s favourite bear! This badge pack contains lots of fun activities based on a Spring theme for you to complete with your young people. Proceeds from this badge go towards helping Scouts and Guides from across the UK take part in lots of adventures.

Thank you for your support!”

Suggested challenges for different age groups:

- 5-7 Years : Complete 1 challenge from each of the 4 sections.
- 7-11 Years : Complete 1 challenge from each of the 4 sections + 1 more of your choice.
- 11-14 Years : Complete 1 challenge from each of the 4 sections + 2 more of your choice.
- 14-18 Years : Complete 1 challenge from each of the 4 sections + 3 more of your choice.
- 18+ Years : Award yourself a badge for assisting young people in achieving this badge.

Once completed head to the website to get your paws on your badges!

www.PawprintBadges.co.uk

Craft



- Seeing sheep with their lambs in the fields is usually a sign of Spring why not make your own woolly friend?

Here's an Idea!

If you're aged 5-7 make your sheep out of card and cotton wool, if you're aged 7-11 why not make your sheep with recycled materials and if you're age 11+ why not try modeling one out of clay?

- Make a spring themed costume for your teddy bear.
- Make an animal puppet of one of the Chinese Zodiac animals.
- Make an Easter bonnet, edible or otherwise.
- Make a rabbit or sheep mask.
- Chinese New Year happens normally in January or February why not celebrate by making Chinese lanterns or lucky money envelopes.
- Make an Easter card and give it to someone special.
- Have a go at flower arranging (see below for some ideas).

Why not?!

Use spring flowers to make a pretty posy, or alternatively make a small arrangement in an up-cycled jam jar or tea cup. The results look really pretty and you could do this craft for Mothers' Day.

- Have a go at decorating an egg.

How to!

Decorating eggs can be messy so always make sure you cover surfaces and floors. Have a go at 'blowing' the egg before decorating or hard boil them. There are lots of ideas for decorating eggs on the internet, take a look!


- Make your very own pom pom chick. Why not use recycled wool for an eco-friendly chick?!
- Create some beautiful butterflies by adding paint in dots to one half of a piece of paper then folding it in half.



Food




-  Different countries celebrate Easter in different ways, in Portugal they make bread with eggs baked into it- try making it or taste some.

-  Spring is all about new life and things growing. Grow some cress.

Here's an Idea!

Use old tights, a plastic cup, a recycled tin can or an egg shell to grow your cress. Why not draw a face on the front and make it into a cress head?

-  Make hot cross buns or taste test different brands to see which are your favourite.

Question?

Can you think of any other traditional Easter/spring foods? If you can why not try them or see if you can make them in your meeting.

-  Decorate cakes to make them look like sheep using lots of mini marshmallows.

Here's an Idea!

There are lots of Spring themed foody crafts you could try like making pineapple flowers and putting them on 'stalks' made from skewers covered in grapes or making pancakes that look like rabbits with a spray cream fluffy tail. For more ideas take a look on the internet.

-  Make or decorate a simnel cake, traditionally eaten at Easter.

Question?

Simnel cake is a fruit cake covered in a thin layer of marzipan. Traditionally there are 11 marzipan balls placed on top of the cake. Do you know what these represent? Could you find out and find out why we celebrate Easter?

-  Have a Spring themed 'bake-off'. What show-stopper will you make?

-  Make crispy cake nests with mini-eggs.

-  Try or make fortune cookies for Chinese New Year.

-  Make pancakes using tin-can cooking.

-  Have a Chinese take-away and try something new!



Games




 Complete a Spring themed word-search, how many words can you find?


 Play 'Bunny in a Burrow'.

How?

One person is the Bunny, another is the fox. Everyone else gets into pairs to make the burrows. The pairs spread themselves around the room making archways/'burrows', these are the safe-havens for the bunny. Essentially it is a game of 'tag' where the bunny is being chased by the fox, however when the bunny runs through/waits in one of the 'burrows' they are safe and cannot be tug. The bunny cannot be in a tree for more than 5 seconds.

 Play 'Fruit Salad' but swap the fruits for: Crocus, Snowdrop, Pansy and Daffodil and for 'Fruit Salad' shout 'Spring Flowers'. Alternatively play the game with an Easter theme and make up your own names.

 Have your very own Easter Egg hunt.

 Play the 'Chocolate Game' but use Easter eggs or spring themed fancy dress.

How?


Sit in a circle with a selection of Easter Eggs unwrapped/a large bar of chocolate, fancy dress and knife and fork in the centre. Take it in turns to roll a dice. When someone rolls a six they must jump up, put on all the fancy dress and cut chunks of chocolate from the big bar/eggs. Only one square must be cut at a time and the knife and fork must be used!

 Play 'corners' naming each corner after an animal from the Chinese zodiac or a spring flower.

How?

Each corner has a name. Everyone in the unit stands in the centre of the room. A leader shouts "corners" and everyone must pick one corner to stand in. The leader with their eyes closed then chooses a corner name and everyone stood in the chosen corner is out and must sit to the side. Everyone still in returns to the middle of the room ready to choose a new corner. Play until one person is left, they are the winner!


 Complete a Spring themed Quiz.

 Spring is all about new life. Water brings life to the world. Have a 'water of life' relay using cups with holes in or drainpipes to get water from one end of the relay course to the other.



Other



-  Eggs are a symbol of new life. Complete the 'protect your egg' challenge. Each person in the unit gets an egg and draws a face on, takes it home and looks after it for a week. The following week all eggs must be brought back for the challenge...

Using only a newspaper, protect your egg, then drop it from the top of a step ladder to see if it survives. Alternatively make egg bread with the returned eggs.






Leaders' Note!

Getting each of your girls to take an egg home and look after it for a week is a great way of teaching them about responsibility. You could even set challenges for the eggs like being photographed in the most adventurous/hottest/coldest place.

-  Find out what a May Pole is and have a go at making your own in your unit.


Here's an idea!

Why not see if you can use any of these activities towards a Rainbow Roundabout/Brownie Badge/Guide Go For It or a Senior Section Octant!?

-  Read a Spring themed story.
-  Hold an Easter fancy dress party in your unit- check first to make sure that everyone's happy with it OR make up some alternative games.
-  Research traditional Easter traditions from other countries.
-  Plant some daffodil/spring bulbs. Have a competition in your unit to see who's grows the fastest/biggest.
-  Find out facts about Chinese New Year.

Question?

Are there any other religious festival that happen in the Spring apart from Easter and Chinese New Year? Could you find out about them and think of an activity to celebrate?

-  Let your local paper know about your Spring adventures, and share what you've been up to with us at Pawprint Badges! We love hearing from you!

