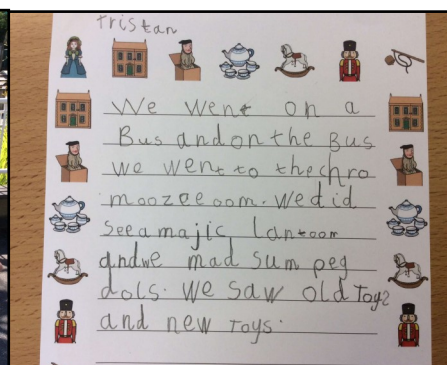





Year F and Year I Royal Cornwall Museum Trip

On Thursday 9 May, Foundation Class and Year I visited the Royal Cornwall Museum to discover how toys have changed through history. The children watched a magic lantern show and discovered what life was like before television and cinemas. They sorted toys from the Victorian times up to the modern day and discovered that the Victorian toys were made of natural materials like wood, leather, wool and fabrics. New toys, they noticed are usually made of plastic and are powered by batteries or electricity. The children also made some lovely little peg dolls, just like the dolls the Victorian children would have made and played with. We had a brilliant day and learned so much about toys from the past.



Year 4 Camp

We had a brilliant time at BF! We had a blast. We have loads of cool memories, we all had a great time. There was a zip-wire, adventure quarry, canoeing, rock climbing and a camp fire. We had very nice cabins and we went on the 2nd of May to the 3rd May. Mrs Lightfoot did yummy food!
By Maisy, Skye and Jessie

My best bit of the camp was the zip wire because I got over my fear of heights! The canoeing was fun, especially when we started the games!
By Rochelle

I loved when I was on the low ropes when we were swinging on the rope! By Ameila

My best bit about camp was the adventure quarry when I jumped into the lake! By Isla



RNLI Assembly visit

Last Thursday Matt and John from the RNLI visited Kea. They told us lots about the history of the RNLI, how to be prepared for a beach visit and safety on the beach.

Did you know RNLI stands for Royal National Lifeboat Institute? It is a charity endorsed by the Queen and was founded in 1824. Since then they have saved many thousands of people from stressful, if not life-threatening situations.

We learnt that we should:

- check the tide table
- put sun cream on an hour before going in the water because otherwise it just washes off
- do not enter the water if there are no life guards on patrol
- red and yellow flags mean it is safe to swim and body board
- black and white checked flags mean small crafts activity area (including surfing and paddle boarding)
- red flag means do not enter the water due to dangerous conditions
- if you get stuck or feel frightened use one hand to keep you afloat and one hand to wave for help, shout HELP!
- in an emergency dial 999 and ask for coastguard if you need emergency help on a beach or cliff path (if you do not have signal use 112 because it uses military satellites to connect your call)

Rip currents


- these are stronger currents which are like an area (like a river) which can pull you out to sea.
- if you have a body board or surfboard and you find yourself in a rip current, stay on it. You are easier to see and you will be able to stay afloat more easily until lifeguards come to help you.

Jumping into the water

- check tide tables
- Know what is in the water - check it is clear below the water (that is where your body goes when you jump in), it will change daily
- always be with an adult

The RNLI no longer have funding for Hit the Surf which many of our children have benefited from. It has been a valued part of our curriculum and will be sorely missed. If you feel willing to make a comment, please contact the RNLI to let them know your feelings.

Thank you to Matt, John and the RNLI for visiting Kea School and help keeping us safe on our beaches!



Touch Rugby Success


Congratulations to the touch rugby team who attended the rugby qualifier at Penair School and successfully qualified for the finals, which take place at Redruth Rugby Club. It was a really successful day in which they won all their games but one. Fantastic team play and excellent captaincy from Harry (year 6) making sure that everyone in the team was involved.

Well done team
Mr Cotterill



Year 5 Show and Tell

On Monday 12 May an amazing delivery was found in the Year 5 classroom. Tegan had brought in a 200 year old penny-farthing bike belonging to her Great Great Grandfather. Year 5 were rather inquisitive and were asking endless questions. She told them stories about how her ancestor would ride down hills in Truro, at great speed, with his legs out wide.



Summer Term Dates

May

w/b 13	Year 6 SATS week/SATS Breakfast
Mon 20	9.00 am Class Photos
Tues 21	Bags 2 School
Wed 22	Year 5 go to Porthpean Outdoor Centre
Wed 22	5.00 pm New YF Sep 19 Parent Meeting
Thurs 23	3.00 pm Transition Session for YF parents in Y1
Fri 24	Year 5 back from Porthpean
Fri 24	Break up for half term
27-31	Half Term

Inset Dates 2019/20

Wed 4 September
Mon 28 October
Mon 6 January
Wed 22 July
Thurs 23 July

June

Mon 3	Back to School
Mon 3 – Fri 7	Year 6 to PGL Torquay
Mon 3 - Fri 7	Year 5 Bikeability Sessions
Fri 7	8.30 am Transition Session for YF parents in Y1
Mon 10	2.30 pm New Year F 2019 Learning Together
Tues 11	8.00 am Governor Resource and Safeguarding Committee Meeting
Thurs 13	KSF Non Uniform Day - bring in a treat for the fete tombola
Sat 15	Kea School Fete
Mon 17	2.30pm New Year F 2019 Learning Together
Wed 19	9.10 am Governor Teaching and Learning Committee Meeting
Fri 21	11.00 am Sports Day
Wed 26	3.00 pm Transition Session for YF parents in Y1