

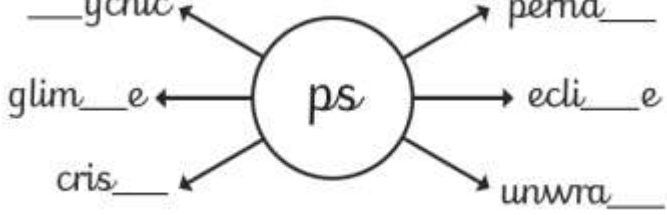























Home Learning Weekly Overview		
Week beginning: Monday 1 st March 2021 to Friday 5 th March 2021		Class: 5
<p>Assignments: Please send a photo or electronic copy</p> <p>Monday's PSHE Task - Art Competition 'Hope Springs'</p> <p>Monday's Writing Task- Advert to hire a dragon hunter</p> <p>Wednesday's Writing Task - Dragon egg descriptions</p>		
Literacy		
Reading	Start your day by reading on your own for 20 minutes.	
	This week our focus is the letter 'p'	
Handwriting	M	
	Tu	
	W	<p>Add 'ps' into these words. Make sure that you go underneath the body of your 'p' before flicking diagonally to your 's'.</p> <div style="text-align: center;">  </div>

Spelling	Th	<p>Add 'pa' or 'po' to the beginning of these words. Make sure that you join carefully from your 'p'. What words have you created?</p> <p>___lygon ___tient ___werful</p> <p>___stbox ___yment ___inful</p>															
	F	<p>Now write the following words:</p> <p>equipment privilege opportunity parliament temperature</p> <p>explanation</p>															
		<p>Our spelling focus this week is 'same letter, different sounds.'</p>															
	M	<p>Look, Cover, Write</p> <table><tr><td>bear</td><td>fear</td><td>earth</td></tr><tr><td>light</td><td>eight</td><td>weight</td></tr><tr><td>bought</td><td>bough</td><td>shield</td></tr><tr><td>lie</td><td>pie</td><td>your</td></tr><tr><td>our</td><td>flour</td><td></td></tr></table>	bear	fear	earth	light	eight	weight	bought	bough	shield	lie	pie	your	our	flour	
	bear	fear	earth														
light	eight	weight															
bought	bough	shield															
lie	pie	your															
our	flour																
	Tu	<p>A Write the rhyming words in your book. The picture clues will help you.</p> <table><tr><td>pear </td><td>rear </td><td>freight </td></tr><tr><td>1 _____</td><td>2 _____</td><td>3 _____</td></tr><tr><td>night </td><td>tie </td><td>hour </td></tr><tr><td>4 _____</td><td>5 _____</td><td>6 _____</td></tr></table>	pear 	rear 	freight 	1 _____	2 _____	3 _____	night 	tie 	hour 	4 _____	5 _____	6 _____			
pear 	rear 	freight 															
1 _____	2 _____	3 _____															
night 	tie 	hour 															
4 _____	5 _____	6 _____															
	W	<p>B Add another word that rhymes and has the same spelling pattern as each of the words that you have written.</p>															

Literacy task	Th	<p>Some letter patterns have more than one sound. For example: the great beast's head</p> <p>1 Sort the words in the box into lists according to the sound the ea pattern makes. Some words go into more than one list.</p> <p>weather jealously read heater break treasure measuring streak meat seating reader bread steak greater lead beating greatly heavenly</p> <table><tr><td>ea sounds like e in hen</td><td>ea sounds like ai in pain</td><td>ea sounds like ee in feet</td></tr><tr><td>weather</td><td>break</td><td>streak</td></tr></table> <p>2 Which of the words in the box went into more than one list?</p>   <p>Words that can go into more than one box are homophones.</p>	ea sounds like e in hen	ea sounds like ai in pain	ea sounds like ee in feet	weather	break	streak
	ea sounds like e in hen	ea sounds like ai in pain	ea sounds like ee in feet					
weather	break	streak						
F	<p>A Sort the words in Box A into lists according to the sound the ear pattern makes.</p> <p>Box A</p> <p>rear earn year dear learn yearn beard search near heard gear earth</p> <p>B Sort the words in Box B into lists according to the sound the ough pattern makes.</p> <p>Box B</p> <p>bough thought plough wrought bought enough though brought drought sought</p>  <p>Beware! In Box B two of the words are in lists by themselves.</p>							

Maths	
Muscle Maths	Do one of your muscle maths cards.
Tables	Choose from one of these options to practice your tables each day: <ul style="list-style-type: none"> https://www.topmarks.co.uk/maths-games/daily10 https://urbrainy.com/mtc

Maths Task		<ul style="list-style-type: none"> ○ https://www.timestables.co.uk/multiplication-tables-check/
		<ul style="list-style-type: none"> ✓ watch the video and do the activity ✓ <u>you might</u> do the Challenge to practice reasoning and problem solving the same concept in greater depth.
		White Rose Lessons
	M	Multiply 2-Digits -area model recall- teaching video - worksheet- optional challenge worksheet
	Tu	Multiply 2-digits by 2-digits- teaching video - worksheet- optional challenge worksheet
	W	Multiply 3-digits by 2-digits- teaching video - worksheet- optional challenge worksheet
	Th	Multiply 4-digits by 2-digits -teaching video - worksheet- optional challenge worksheet
	F	Multiply 4-digits by 2-digits recap- worksheet- optional challenge worksheet