Varied Fluency
Step 7: Order Groups of Objects

National Curriculum Objectives:

Mathematics Year 1: (1N1a) Count to and across 100, forwards and backwards, beginning with 0 or 1, or from any given number
Mathematics Year 1: (1N2a) Count, read and write numbers to 100 in numerals
Mathematics Year 1: (1N4) Identify and represent numbers using objects and pictorial representations including the number line, and use the language of: equal to, more than, less than (fewer), most, least

Differentiation:

Developing Questions to support ordering 3 groups of objects using the language smallest and greatest. Includes numbers to 10. Objects arranged in a line.
Expected Questions to support ordering 3 groups of objects using the language smallest and greatest. Includes numbers to 20. Objects arranged in groups.
Greater Depth Questions to support ordering 3 groups of objects using the language smallest and greatest. Includes numbers to 20. Objects arranged randomly.

More Year 1 Place Value resources.

Did you like this resource? Don't forget to review it on our website.

© Classroom Secrets Limited 2018

Order Groups of Objects

1a. Tick two groups to make the order correct.

greatest → smallest

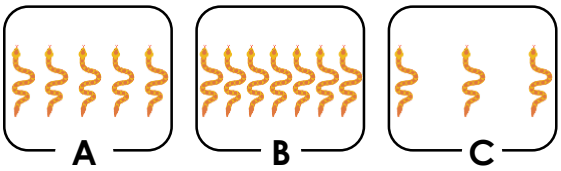

VF

Order Groups of Objects

1b. Tick two groups to make the order correct.

smallest → greatest

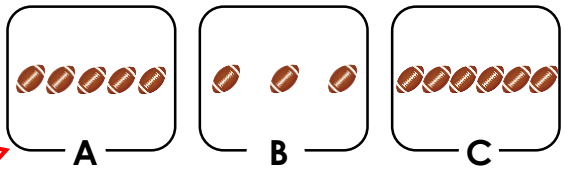

VF

2a. Put the groups of crayons in order from smallest to greatest.

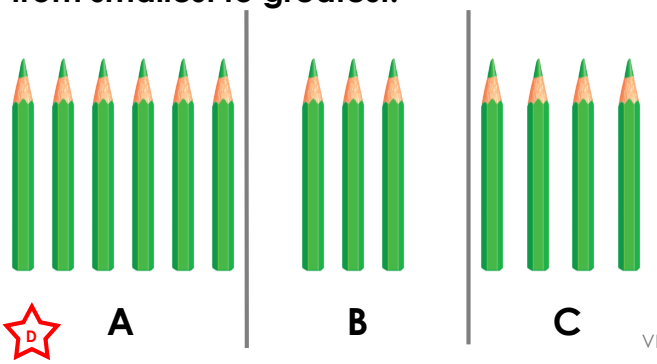

VF

2b. Put the groups of lamp posts in order from greatest to smallest.

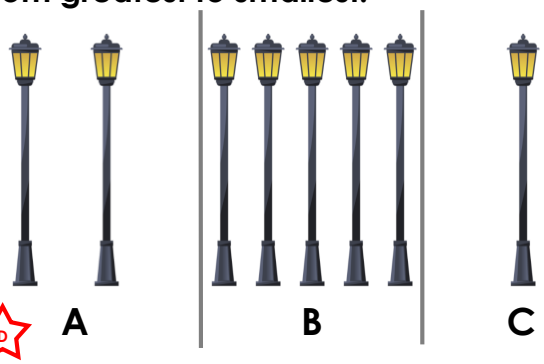

VF

3a. Which group of apples fills the gap?



greatest → smallest

A.



B.



VF

3b. Which group of flowers fills the gap?

smallest → greatest

A.



B.



VF

4a. True or false? The groups of Base 10 are in order from smallest to greatest.



smallest → greatest

VF

4b. True or false? The groups of Base 10 are in order from greatest to smallest.

greatest → smallest

VF

© Classroom Secrets Limited 2018

Order Groups of Objects

5a. Tick two groups to make the order correct.



greatest → smallest



VF

Order Groups of Objects

5b. Tick two groups to make the order correct.

smallest → greatest

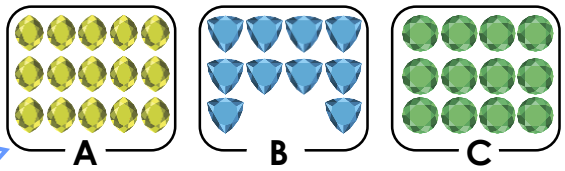

VF

6a. Put the groups of socks in order from smallest to greatest.

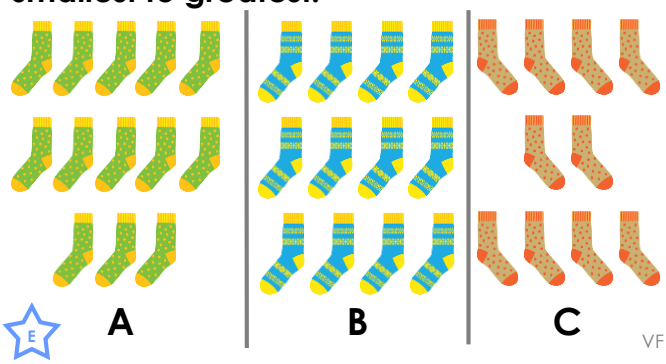

VF

6b. Put the groups of eggs in order from greatest to smallest.

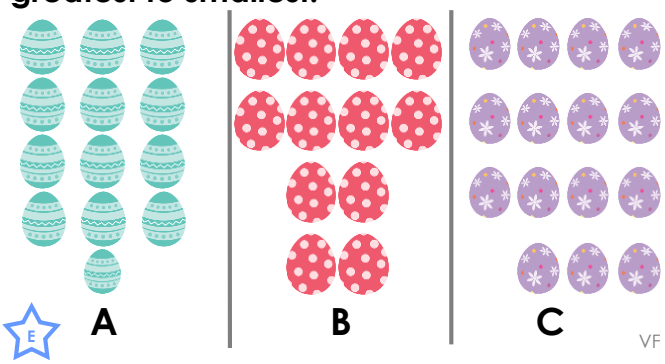

VF

7a. Which group of marbles fills the gap?



smallest → greatest

A.



B.

VF

7b. Which group of shells fills the gap?



smallest → greatest

A.



B.

VF

8a. True or false? The groups of Base 10 are in order from smallest to greatest.



smallest → greatest

VF

8b. True or false? The groups of Base 10 are in order from greatest to smallest.



greatest → smallest

VF

© Classroom Secrets Limited 2018

Order Groups of Objects

9a. Tick two groups to make the order correct.



greatest → smallest

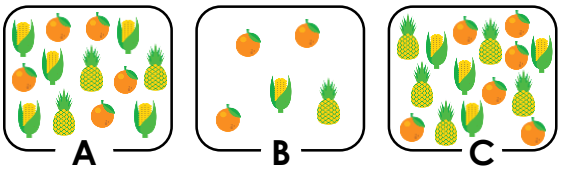

GD VF

Order Groups of Objects

9b. Tick two groups to make the order correct.



smallest → greatest



GD VF

10a. Put the groups of bowties in order from smallest to greatest.



GD VF

10b. Put the groups of plant pots in order from greatest to smallest.



GD VF

11a. Which group of leaves fills the gap?



A.

B.

GD VF

11b. Which group of toys fills the gap?

A.

B.

GD VF

12a. True or false? The groups of Base 10 are in order from greatest to smallest.

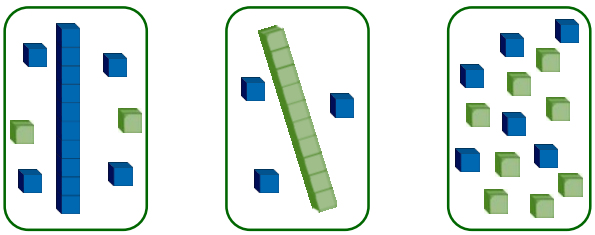

GD VF

12b. True or false? The groups of Base 10 are in order from smallest to greatest.



GD VF

© Classroom Secrets Limited 2018

Varied Fluency
Order Groups of Objects

Developing

1a. B and C
2a. B, C and A
3a. Group A
4a. True

Expected

5a. B and A
6a. C, B and A
7a. Group B
8a. True

Greater Depth

9a. A/C and B
10a. C, A and B
11a. Group B
12a. False. 14 is greater than 13. The order should be: 16, 14 and 13.

Varied Fluency
Order Groups of Objects

Developing

1b. A and C
2b. B, A and C
3b. Group B
4b. False. 10 is greater than 4. The order should be: 10, 4 and 2.

Expected

5b. C and A
6b. C, A and B
7b. Group A
8b. True

Greater Depth

9b. A and C
10b. C, B and A
11b. Group B
12b. False. 17 is smaller than 18. The order should be: 17, 18 and 19.

© Classroom Secrets Limited 2018