

## Home Learning Plan

Week beginning: Monday 18<sup>th</sup> January 2021

Year: 2

### ASSIGNMENTS TO SUBMIT:

Monday - Handwriting

Wednesday - Spelling Activity

Thursday - Literacy description writing

## Literacy

### Reading and phonics

Start your day by reading a levelled book on your own for 10 minutes.

<https://www.oxfordowl.co.uk/for-home/find-a-book/library-page/>

<https://home.oxfordowl.co.uk/reading/free-ebooks/>

Please see below for the link to the RWI Online phonics sessions (Group A)

[RWI Daily Online Phonics Lessons \(Available from 9.30am for 24hrs\)](#)


If you would like to do some more phonics activities, please see links below for some phonics games

<https://www.phonicsbloom.com/>

<https://www.topmarks.co.uk/english-games/5-7-years/letters-and-sounds>

<https://www.phonicsplay.co.uk/>

<https://monsterphonics.com/free-resources/fun-ways-to-help-children-learn-phonics-spelling/>



<div style="display: flex; justify-content: space-around;"> <div style="text-align: center;"> <b>Group A</b>  Mrs Leverton's group  Mrs Cross' group  Some of Miss Reeve's group (If you have been emailed with a phonics phase number) </div> <div style="text-align: center;"> <b>Group B</b>  Those of Miss Reeve's group who have not been emailed with a phonics phase number. </div> </div>	
<ul style="list-style-type: none"> <li>• RWI Online Phonics Lessons</li> <li>• Read from pg.11 to pg.20.</li> </ul>	<ul style="list-style-type: none"> <li>• Read from pg.11 to pg.20.</li> </ul>
<ul style="list-style-type: none"> <li>• RWI Online Phonics Lessons</li> <li>• Adding -ed Activity Sheet Part A</li> </ul>	<ul style="list-style-type: none"> <li>• Adding -ed Activity Sheet Part A and B</li> </ul>
<ul style="list-style-type: none"> <li>• RWI Online Phonics Lessons</li> <li>• All about Jack Activity Sheet Part A</li> </ul>	<ul style="list-style-type: none"> <li>• All about Jack Activity Sheet Part A and B</li> </ul>
<ul style="list-style-type: none"> <li>• RWI Online Phonics Lessons</li> <li>• Magic Beans Activity Sheet (Does not need to be completed on a computer)</li> </ul>	<ul style="list-style-type: none"> <li>• Magic Beans Activity Sheet (Does not need to be completed on a computer)</li> </ul>
<ul style="list-style-type: none"> <li>• RWI Online Phonics Lessons</li> <li>• Types of sentences Sorting Game</li> </ul>	<ul style="list-style-type: none"> <li>• Types of sentences Sorting Game</li> </ul>

### Handwriting

Each day, please complete the first two handwriting lines featuring the 'Join of the Day'. If you would like a challenge, please practise the words shown which include the 'Join of the Day' within a word.

Look under the resources for each day to see videos of me demonstrating the handwriting.

eet

eet

Extra Challenge! (Optional)

feet

greet

PLEASE SEND A PHOTO OF TODAY'S HANDWRITING AS AN ASSIGNMENT VIA TEAMS

Tu

ice

ice

Extra Challenge! (Optional)

mice

nice

W







ide





ide



Extra Challenge! (Optional)



wide

side

	Th	<div>ow</div> <div>ow</div> <div>Extra Challenge! (Optional)</div> <div>how</div> <div>wow</div>
	F	<div>ou</div> <div>ou</div> <div>Extra Challenge! (Optional)</div> <div>hour</div> <div>your</div>
Spelling	M	<div>un</div> <div>dis</div> <p>This week our focus is:</p> <p>See the video for today's spelling lesson.</p>
	Tu	<div><div><div>Focus</div><div>A Add <b>un</b> or <b>dis</b> to these words so that they match the pictures.</div><div><div> 1 ____ happy</div><div> 2 ____ like</div><div> 3 ____ true</div></div><div><div> 4 ____ appear</div><div> 5 ____ tidy</div><div> 6 ____ tie</div></div><div>B Write a sentence saying what happens to the meanings of words when <b>un</b> or <b>dis</b> are added.</div></div></div>

	W	<p><b>Extra</b></p> <p>Copy these sentences into your book. Use the words in the box to fill the gaps.</p> <p>disobeyed      unfortunate      disappeared      unhappy</p> <p>1 "My sister _____ my mum and played outside in the rain. Now she has a cold."  2 "That is _____. Didn't she have a coat?"  3 "It's _____, she can't find it anywhere."  4 "I hope she finds it or she will be very _____."</p> <p>PLEASE SEND A PHOTO OF TODAY'S SPELLING AS AN ASSIGNMENT VIA TEAMS</p>
	Th	<p><b>Extension</b></p> <p>Write a sentence in your book about each picture.</p> <div style="display: flex; justify-content: space-around; align-items: flex-start;"> <div style="text-align: center;">  <p>1 disobey</p> </div> <div style="text-align: center;">  <p>2 disappear</p> </div> </div> <div style="display: flex; justify-content: space-around; align-items: flex-start;"> <div style="text-align: center;">  <p>3 dislike</p> </div> <div style="text-align: center;">  <p>4 disgrace</p> </div> </div>
	F	<p><a href="https://www.educandy.com/site/resource.php?activity-code=72cbc">https://www.educandy.com/site/resource.php?activity-code=72cbc</a></p> <p>Please visit the above link which will take you to educandy.com which will allow you to complete spelling activities such as word searches, hangman and anagrams linking to our spellings this week!</p> <p>If you have trouble using the above link, please go to <a href="https://www.educandy.com">www.educandy.com</a> and type in Activity Code: <b>72cbc</b></p>
Literacy	M	<p><u>I can create and describe a character using adjectives.</u></p> <p>I was so pleased to see some of your fabulous designs and adjectives for your magic train stops! Today we are going to be designing and describing characters that will feature in your magic train stops! Please see Monday Literacy Video.</p>
	Tu	<p><u>I can plan a detailed description.</u></p> <p>Today we are going to be using our amazing settings and character designs to plan our description writing. With our setting descriptions we are going to be sorting our ideas into what we can see, hear and smell. Please see Tuesday Literacy Video.</p>
	W	<p><u>I can write a detailed description.</u></p> <p>Today is the day when we can begin to use our superb ideas for our description writing! We are going to</p>

Maths		use our plans from yesterday to help us structure our writing. Please see Wednesday Literacy Video
	Th	<p>Continued <u>I can write a detailed description.</u></p> <p>Today we are going to continue to write our Magic Train Stop description. We are going to start by reading our work from yesterday and up-levelling our work. We will then continue to write our description. Please see Thursday Literacy Video</p> <p>PLEASE UPLOAD A PHOTO OF YOUR FINISHED WORK AS AN ASSIGNMENT VIA TEAMS.</p>
	F	<p><u>I can complete a reading comprehension.</u></p> <p>Today we are going to focussing on our skills completing a reading comprehension. Please see Friday literacy video for our warm activity and for guidance about completing your reading comprehension.</p>
	M	<p>Start your maths by practising your counting with a couple of these counting songs!</p> <p><a href="#">Count in 2s</a>  <a href="#">Count in 5s</a>  <a href="#">Count in 10s</a></p> <p>Each day click on the link below and find the video for each learning objective. Then complete the corresponding maths worksheet which can be found under the resources for each day.</p> <p><a href="https://whiterosemaths.com/homelearning/year-2/week-12-number-multiplication-division/">https://whiterosemaths.com/homelearning/year-2/week-12-number-multiplication-division/</a></p> <p>Extra Challenges (Optional): If you would like to challenge yourself further, please complete the optional extension maths sheets that I have provided for each day.</p> <p><u>I can make equal groups.</u></p> <div data-bbox="282 1225 438 1245" data-label="Caption"> <p>Make equal groups activity</p> </div>  <p>Follow this video and complete the activities within the video. Use items around your house to make equal and unequal groups such as toys, lego pieces or teddy bears!</p>
	Tu	<p><u>I can make equal groups.</u></p> <div data-bbox="288 1680 456 1702" data-label="Caption"> <p>Make equal groups</p> </div> 

W	<p><u>I can redistribute from unequal to equal groups activity.</u></p> <p>Redistribute from unequal to equal groups activity</p>  <p>Follow this video and complete the activities within the video. Use items around your house to make equal and unequal groups such as toys, lego pieces or teddy bears!</p>
Th	<p><u>I can add equal groups.</u></p> <p>Add equal groups</p> 
F	<p><u>I can make arrays.</u></p> <p>Make arrays</p> 