




Suggested Weekly Activities Timetable – week commencing Monday 22nd February 2021

Afternoon	Activity	Learning Intention/Outcome	Resources	Link
Monday 22 nd February P.E.	P.E. Joe Wicks work out video	P.E. Tone up, stretch out and feel great		P.E. Joe Wicks The Body Coach TV - YouTube
French	French – we are going to name and discuss pets <ol style="list-style-type: none"> 1) Load Oak Academy clip 2) Children discuss pets that they have or would like to own 3) Follow lessons through at children's own pace or level of interest 4) Download and print French activity sheet 5) Use online device to find other pets of interest or any owned by children that haven't been discussed 	French I can name and describe pets	French activity sheet  T2-L-096-French-Activity-Sheet-As-Tu-Un-	French Qu'est-ce que c'est? - Oak National Academy (thenational.academy)
Tuesday 23 rd February P.E.	P.E. / Dance / Games			

<p>PSHE/ICT</p>	<p>PSHE/ICT</p> <ol style="list-style-type: none"> 1) Watch clip in link box 2) Ask questions <ol style="list-style-type: none"> a. What did you think? What did you like about Play Like Share? b. What different things do Sam, Ellie and Alfie do online? For example make videos, talk to people, learn to sing, share their songs. c. What problem did Alfie face at the beginning of the cartoon? Another gamer messaged Alfie, asking to game with him. Alfie said no as he had to go to school. d. How did the gamer make Alfie feel? Happy at first and then uncomfortable and worried when he started making threats. e. What did Alfie do when he realised something wasn't right? Didn't reply. Told a trusted adult, his mum. Blocked the gamer. Reported to the website. f. What happened when Selfie's video was made public? How did it make them feel? People they didn't know wrote nasty or strange comments. Received links to adverts. They felt worried and uncomfortable. 3) Ask children to produce a leaflet giving advice about being kind online 	<p>PSHE/ICT</p> <p>I can explain how to stay safe online</p>	<p>PSHE/ICT</p>	<p>PSHE/ICT</p> <p>https://www.thinkuknow.co.uk/8_10/watch/</p>
-----------------	---	--	-----------------	--

	(using information they have learned from the video clip)			
Wednesday 24th February Humanities/R.E.	Humanities/R.E. Chinese New Year celebration <ol style="list-style-type: none"> 1) Open tasks pdf 2) Watch video 3) Choose activity of interest 4) Use a device to create a poster or decoration for Chinese New Year 	Humanities/R.E. I can explain the importance of Chinese New Year	Humanities/R.E.  Chinese New Year tasks.pdf	Humanities/R.E. Watch 'Chinese New Year' Microsoft Stream
Thursday 25th February Art Drawing big	Art – Drawing large Choose small object form home or in classroom, small but containing detail <ol style="list-style-type: none"> 1) Load link given in Resources and Link box 2) Watch video clip 3) Children choose object 4) Children collect and prepare paper – suggested 4 A4 sheets stuck together or sheet of light-coloured A2 sugar paper 	Art – Drawing large I can use copy, edit and enlarging skills	Art – Drawing large https://www.accessart.org.uk/drawing_large/ Click on or copy link and scroll down for instructions	Art – Drawing large https://www.accessart.org.uk/drawing_large/ Click on or copy link and watch video

	5) Observe and enlarge object			
Friday 26th February Science Year 5	Year 5 Activity I can identify materials which will dissolve in water.	Year 5 Learning intention I can explain the difference between melting and dissolving.	Year 5 Resources Materials to dissolve: sand, chalk, rice, coffee granules, gravy, salt sugar. Soluble or insoluble activity sheet.	Year 5 Link Teaching video to be uploaded to Year 5 page.
Science Year 6 Amazing Science Fact a Day PowerPoint	Year 6 Activity 1) Show ppt 2) Discuss how children could turn information into home/classroom experiments 3) Children carry out 2 to 3 experiments and share their findings, children in school try to make sure children choose different experiments 4) Produce a factsheet about the experiment including the results/findings	Year 6 Learning intention I can design and carry out experiments	Year 6 Resources  An-Amazing-Science-Fact-a-Day.pptx	Year 6 Link

