



Kea Community Primary School

A GREAT PLACE TO LEARN AND MAKE FRIENDS

Home Learning Plan

Week beginning: Monday 25th January 2021

Year: 2

Assignments:

Monday - Please send in a photo of Monday's handwriting.

Wednesday - Please send in a photo of your maths work from Wednesday.

Thursday - Please send in a photo of Thursday's worksheet on adverbs.

Literacy

Reading and phonics

Start your day by reading a levelled book on your own for 10 minutes.

<https://www.oxfordowl.co.uk/for-home/find-a-book/library-page/>

<https://home.oxfordowl.co.uk/reading/free-ebooks/>

Please see below for the link to the RWI Phonics Lessons


[RWI Daily Online Phonics Lessons \(Available from 9.30am for 24hrs\)](#)

<https://www.phonicsbloom.com/>

<https://www.topmarks.co.uk/english-games/5-7-years/letters-and-sounds>

<https://www.phonicsplay.co.uk/>

<https://monsterphonics.com/free-resources/fun-ways-to-help-children-learn-phonics-spelling/>



<p>Group A Mrs Leverton's group Mrs Cross' group Some of Miss Reeve's group (If you have been emailed with a phonics phase number)</p>	<p>Group B Those of Miss Reeve's group who have not been emailed with a phonics phase number.</p>
<ul style="list-style-type: none"> • RWI Online Phonics Session • Read from pg.21 - end of the book. 	<ul style="list-style-type: none"> • Read from pg.21 - end of the book.
<ul style="list-style-type: none"> • RWI Online Phonics Session • This is what happened Activity Sheet 	<ul style="list-style-type: none"> • This is what happened Activity Sheet
<ul style="list-style-type: none"> • RWI Online Phonics Session • Apostrophe's for Contractions Activity Sheet 	<ul style="list-style-type: none"> • Apostrophe's for Contractions Activity Sheet
<ul style="list-style-type: none"> • RWI Online Phonics Session • Feeling Words Activity Sheet Part A 	<ul style="list-style-type: none"> • Feeling Words Activity Sheet Part A and B
<ul style="list-style-type: none"> • RWI Online Phonics Session • Adverbs Activity Sheet Part A 	<ul style="list-style-type: none"> • Adverbs Activity Sheet Part A and B

Handwriting

Each day, please complete the first two handwriting lines featuring the 'Join of the Day'. If you would like a challenge, please practise the words shown which include the 'Join of the Day' within a word.

Look under the resources for each day to see videos of me demonstrating the handwriting.

ook

ook

Extra Challenge! (Optional)

took

cook

Monday - Please send in a photo of today's handwriting as an assignment via teams.

Tu

ir

ir

Extra Challenge! (Optional)

bird

third

w

ur

ur

Extra Challenge! (Optional)

turn

curl

	Th	er er Extra Challenge! (Optional) herb alert
	F	or or Extra Challenge! (Optional) torn sport
Spelling	M	This week our focus is: soft c Please watch the spelling video found under Monday's resources!

Tu

Focus


A Write the key words in your book that match each picture.



1 _____ 2 _____ 3 _____



4 _____ 5 _____ 6 _____



7 _____ 8 _____ 9 _____

B Write a sentence that uses at least two of the key words.

W

Extra

Mice and rice have a c that sounds like s. We say that it is 'soft'.

A Find the seven **soft c** words hidden in the puzzle. Four start with a soft c and three have a soft c somewhere else. Make a list of each type you find.


r	a	c	e	g	s	f
q	a	i	r	b	c	a
j	z	t	p	k	e	n
u	m	y	q	z	l	c
c	e	r	e	a	l	y
p	e	n	c	i	l	c
x	c	e	m	e	n	t

B Add two more words to each list.

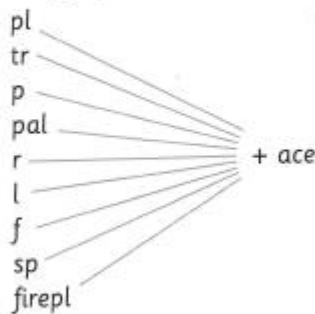


Th

Extension


 **ace** is a common **soft c** letter pattern.

A Make a list of words with **ace** in them, using the word fan.



B Now make your own word fan puzzle for a friend, using the **ice** letter pattern.

	F	<p>https://www.educandy.com/site/resource.php?activity-code=77853</p> <p>Please visit the above link which will take you to educandy.com which will allow you to complete spelling activities such as word searches, hangman and anagrams linking to our spellings this week!</p> <p>If you have trouble using the above link, please go to www.educandy.com and type in Activity Code: 77853</p>
Literacy	M	<p><u>I can retell the story 'Mr Gumpy's Motor Car'.</u></p> <p>https://www.youtube.com/watch?v=WjVJ9y+VT90</p> <p>In literacy, we are going to be focussing on a new story! Our story is called 'Mr Gumpy's Motor Car'.</p> <ul style="list-style-type: none"> • Today I would like you to listen to the story • Read the story out loud and create some actions • Try to retell the story just by looking at the pictures. • Can you tell the story to someone else?
	Tu	<p><u>I can understand and identify verbs.</u></p> <p>Please watch Tuesday's literacy video. Today we are going to be learning about what a verb is and identifying them in our writing.</p>
	W	<p><u>I can use verbs in my writing.</u></p> <p>Please see Wednesday's literacy video. Today we are going to be writing sentences using verbs.</p>
	Th	<p><u>I can begin to understand and identify adverbs.</u></p> <p>Please see Thursday's literacy video. Today we are going to be learning about adverbs and we will begin to use them to add more detail to our verbs.</p> <p>Thursday - Please send in a photo of today's worksheet on adverbs.</p>
	F	<p><u>I can complete a SPAG mat.</u></p> <p>Please see Friday's literacy video. We will be completing a SPAG Mat.</p>
Maths		<p>Start your maths by practising your counting with a couple of these counting songs!</p> <p>Count in 2s Count in 5s Count in 10s Count in 3s</p>



M
T
W
Th
Fr

This week in maths, we are going to be using the White Rose maths sheets as our main worksheets which link to the White Rose video clip. This means that when the video asks you to 'Pause the video and complete question 1 and 2' (for example) it will link to the maths worksheets.

Each day click on the link below and find the video for each learning objective. Then complete the corresponding maths worksheet which can be found under the resources for each day.

<https://whiterosemaths.com/homelearning/year-2/week-1-number-multiplication-and-division/>

Extra Challenges (Optional):
If you would like a challenge, please complete the optional challenge maths sheets.

Monday

RECOGNISE
EQUAL GROUPS

Tuesday

MAKE EQUAL GROUPS

Wednesday

ADD EQUAL GROUPS

Wednesday - Please send in a photo of today's maths as an assignment via teams.

Thursday

MULTIPLICATION
USING THE SYMBOL

Friday

MULTIPLICATION
SENTENCES FROM
PICTURES