
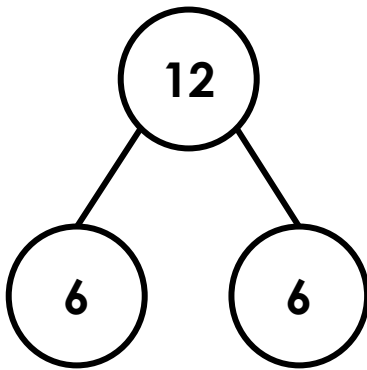


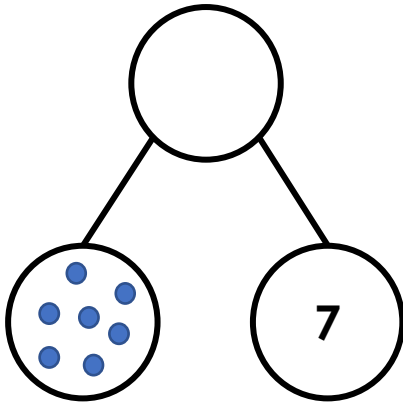
Making Doubles

1. Circle the odd one out.

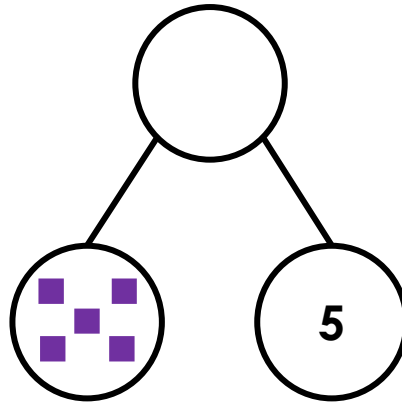


$$6 + 6 = 12$$

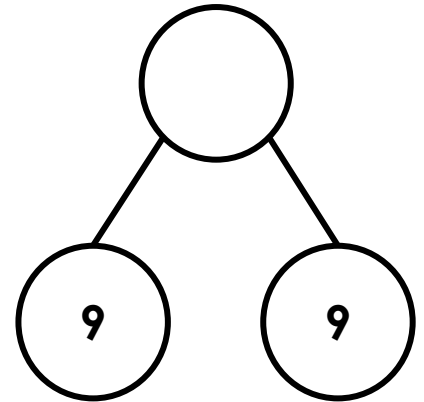
2. Complete the part-whole models below.



A.



B.



C.

3. Tia thinks that all of the calculations below are correct. Is she right? Explain why.



Double 10 is 20

Double 6 is 14

Double 8 is 16